

The following document is an excerpt from

“Installing and Configuring Microsoft Windows XP Service Pack 2 (SP2): Home and Professional Editions”

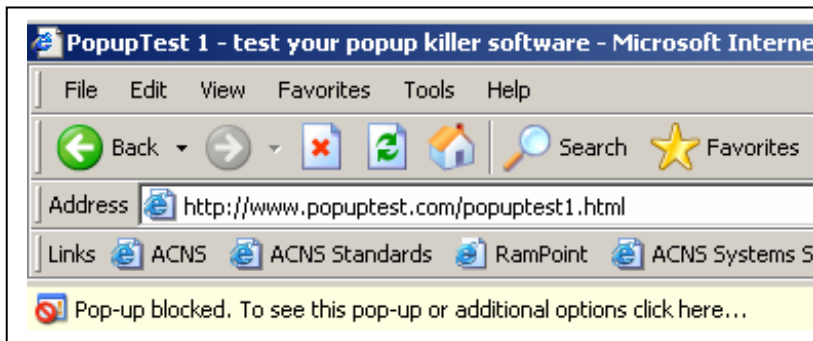
By the office of Computer Training and Support Services,
Colorado State University

V. Items that CSU Recommends You Adjust After Installing SP2

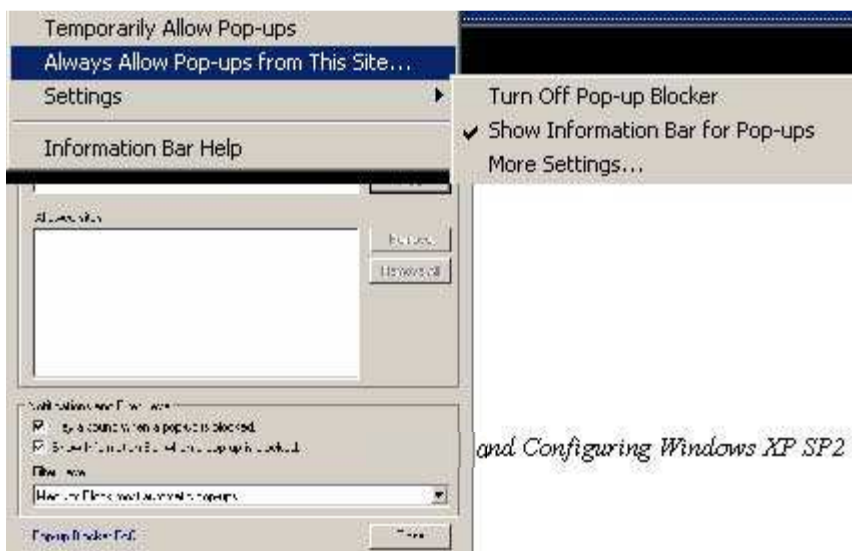
There are a number of steps you should take to insure that your Windows XP SP2 computer works properly at CSU.

A. Allowing Popup Windows For Selected Colorado State Web Sites

Window XP SP2 by default turns on pop-up window blocking for Internet Explorer. If you choose to leave pop-up blocker on then you will need to add some exceptions for some Colorado State University web pages to allow them to function properly. This is accomplished by adding these web pages to your Trusted Sites zone in Internet Explorer.



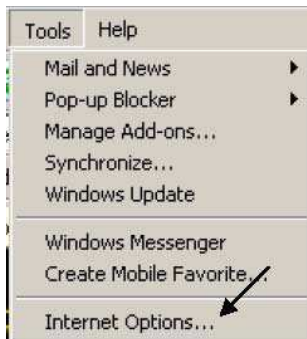
When a popup window is blocked you will see the **Information Bar** appear at the top of your Internet Explorer window.



Clicking on the Information Bar gives you the options listed here.

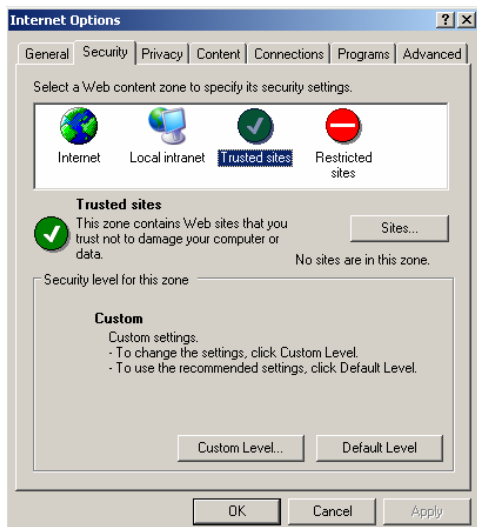
Selecting the “**more settings**” item for pop up blocker brings up this window. You can set whether you want a sound to play when a popup is blocked and whether you would like to have the information bar appear.

We will not be adding our CSU exceptions here. Proceed to the next step to learn how to add a web site to the Trusted Sites zone in Internet Explorer.



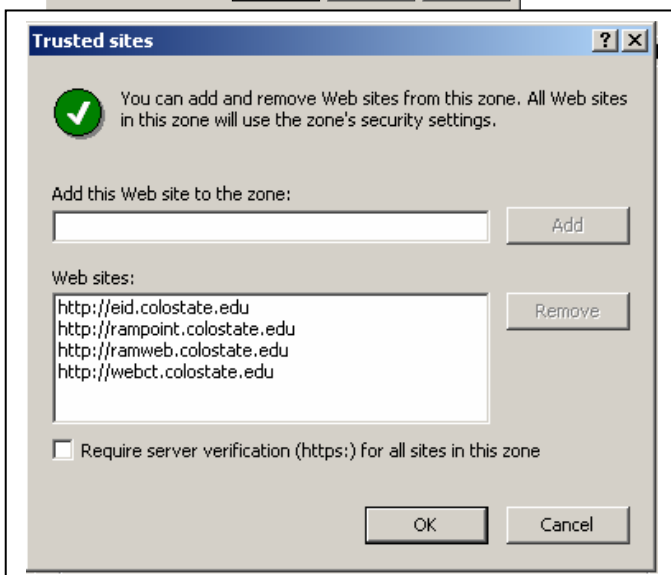
1. *Open Internet Explorer*

2. Under the Tools menu *select Internet Options*



3. *Click on the Security tab.*

4. Under the **Trusted Sites** section *click on the Sites button*



5. In the **Add this Web site to the zone** box *type:*

<http://webct.colostate.edu>

6. Click on the **Add** button

Now do steps 5 and 6 for these other sites:

<http://rampoint.colostate.edu>

<http://ramweb.colostate.edu>

<http://eid.colostate.edu>

7. Make sure the **Require server verification** (<https://>) for all sites in this zone item is *Unchecked*.

8. Click the OK button

9. Click the OK button again

This will allow the popup windows that are in the Colorado State web pages listed above to work while blocking popup windows from other sites.